

KF65

TECHNICAL CHARACTERISTICS

High endurance gearbox for heavy duty continuous workload in any position, at room temperature from -15 to 50°C, with **torque load up to 6.5 Nm, steady load.**

- **Box.** Made of two aluminium plates and an aluminium tubular cover. Frontal mounting by four M4 threaded holes.
- **Gear set.** Hobbed spur gear set with steel pinions and gear wheels, with case superficial heat anti-friction treatment.
- **Output shaft.** Ø8 mm. steel shaft, 25 mm usable length, with a flat. Incorporates and turns on sintered bushings.
- **Output shaft load:**
 - Axial direction, pull or push 60 N ≈ 6 Kg.
 - Radial direction, at 10 mm from box 60 N ≈ 6 Kg.
- **Lubrication.** Lithium grade 2 grease.
- **Weight.** With maximal number of stages: 0.95 Kg

MOTOR COUPLING:


- **Direct C.:** DUNKER GR63 type 12 or 24 V

■ OPTIONAL:

- Speed regulation with electronic controller.

Avoid impacts on the output shaft when assembling or disassembling parts on it, this could damage the gearbox.

Your special requests are welcome.

			DC MOTORS MODEL: Dunker GR63					
			GR63x25 12V			GR63x25 24V		
Reduction ratio $i = X:1$	Stages	Torque factor	No load speed n_0 (r.p.m.)	Nominal Speed n_N (r.p.m.)	Nominal Torque (N.m)	No load speed n_0 (r.p.m.)	Nominal Speed n_N (r.p.m.)	Nominal Torque (N.m)
4,51	2	3,65	798,23	665,19	0,50	798,23	698,45	0,49
6,26	2	5,07	575,08	479,23	0,69	575,08	503,19	0,68
10,85	2	8,79	331,80	276,50	1,20	331,80	290,32	1,19
15,97	3	11,64	225,42	187,85	1,59	225,42	197,24	1,57
30,25	3	22,05	119,01	99,17	3,01	119,01	104,13	2,98
45,87	3	33,44	78,48	65,40	4,57	78,48	68,67	4,51
61,77	4	40,53	58,28	48,57	5,54	58,28	51,00	5,47
93,67	4	61,46	38,43	32,03	Ex. Torque max. 6,5 N.m	38,43	33,63	Ex. Torque max. 6,5 N.m
116,98	4	76,75	30,77	30,77		26,93		
148,46	4	97,40	24,25	20,21		21,22		
177,39	4	116,39	20,29	16,91		17,76		
480,58	5	283,78	7,49	6,24		6,55		
525,24	5	310,15	6,85	5,71	6,00			
627,47	5	370,51	5,74	4,78	5,74	5,02		

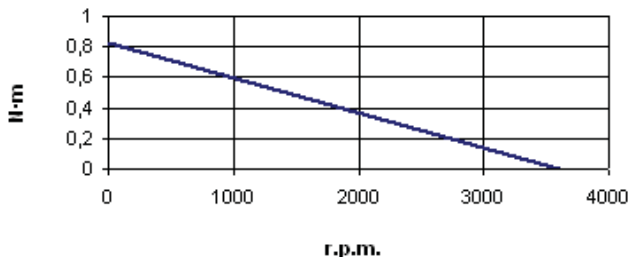
NO LOAD SPEED/NOMINAL TORQUE
 Motor GR 63x25-12V= 3600 r.p.m./0,82Nm.
 Motor GR 63x25-24V= 3600 r.p.m./1,08Nm.

WARNING: The load might reduce final speed up to 40%.

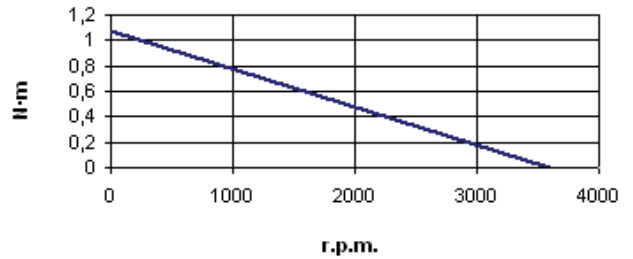
Ex Exceeds maximal admissible torque

CURVES

GR63x25 12V



GR63x25 24V



GEARBOX TIPS:

Noise: noise level depends on load symmetry, location (avoid acoustic resonance), and rotation speed; the lower the speed on the input shaft (motor), the lower the noise.