

Model	L
GR 63x25	100
GR 63x55	130

KT80

TECHNICAL CHARACTERISTICS

High endurance gearbox for heavy duty continuous workload in any position, at room temperature from -15 to 50°C, with torque load up to 8 Nm, steady load.

- **Box.** Made of die-cast Zamak with a tubular aluminium cover. Several options for frontal mounting.
- **Gear set.** Hobbed spur gear set with steel pinions and gear wheels, with case superficial heat anti-friction treatment. The intermediate gears turn on rectified hardened steel shafts, which are fixed to the box.
- **Output shaft.** Ø10 mm steel shaft, 30 mm usable length, with a flat. Incorporates and turns on ball bearings.
- **Output shaft load:**

Axial direction, pull or push	500 N ≈ 50 Kg.
Radial direction, at 10 mm from box	350 N ≈ 35 Kg.
- **Lubrication.** Lithium grade 2 grease.
- **Weight.** With maximal number of stages: 1.41 Kg.

MOTOR COUPLING:


- **Direct C.:** Dunker GR63 type, 12 or 24V.

■ OPTIONAL:

- Ø8 shaft.
- Speed regulation with electronic controller.

Avoid impacts on the output shaft when assembling or disassembling parts on it, this could damage the gearbox.

Your special requests are welcome.

			MOTORES DE C.C. - DC MOTORS														
			MODELO: Dunker GR63														
			GR 63 X 25 12V			GR63 X 25 24			GR63 X 55 12V			GR63 X 55 24V			GR 63S X 55 24V		
Reducción ratio $i = X:1$	Nº Etapas Stages	Factor de par	Velocidad vacío Vo (r.p.m.)	Velocidad nominal Vn (r.p.m.)	Par Nominal (N.m)	Velocidad vacío Vo (r.p.m.)	Velocidad nominal Vn (r.p.m.)	Par Nominal (N.m)	Velocidad vacío Vo (r.p.m.)	Velocidad nominal Vn (r.p.m.)	Par Nominal (N.m)	Velocidad vacío Vo (r.p.m.)	Velocidad nominal Vn (r.p.m.)	Par Nominal (N.m)	Velocidad vacío Vo (r.p.m.)	Velocidad nominal Vn (r.p.m.)	Par Nominal (N.m)
4,43	2	3,59	812,64	699,77	0,41	812,64	733,63	0,38	790,07	677,20	1,04	823,93	711,06	1,04	835,21	756,21	1,15
6,68	2	5,41	538,92	464,07	0,62	538,92	486,53	0,57	523,95	449,10	1,56	546,41	471,56	1,56	553,89	501,50	1,74
10,65	3	7,76	338,03	291,08	0,88	338,03	305,16	0,82	328,64	281,69	2,24	342,72	295,77	2,24	347,42	314,55	2,50
14,78	3	10,77	243,57	209,74	1,23	243,57	219,89	1,13	236,81	202,98	3,11	246,96	213,13	3,11	250,34	226,66	3,47
28,63	3	20,87	125,74	108,28	2,38	125,74	113,52	2,19	122,25	104,79	6,02	127,49	110,02	6,03	129,24	117,01	6,71
39,71	3	28,95	90,66	78,07	3,30	90,66	81,84	3,04	88,14	75,55		91,92	79,33		93,18	84,36	
46,45	4	30,48	77,50	66,74	3,47	77,50	69,97	3,20	75,35	64,59	Ex.	78,58	67,81	Ex.	79,66	72,12	Ex.
60,26	4	39,54	59,74	51,44	4,50	59,74	53,93	4,15	58,08	49,78	Ex.	60,57	52,27	Ex.	61,40	55,59	Ex.
89,98	4	59,04	40,01	34,45	6,72	40,01	36,12	6,20	38,90	33,34	Ex.	40,56	35,01	Ex.	41,12	37,23	Ex.
124,81	4	81,89	28,84	24,84		28,84	26,04		28,04	24,04		29,24	25,24		29,65	26,84	

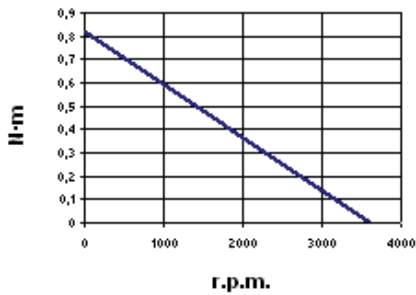
NO LOAD SPEED/NOMINAL TORQUE
 Motor GR 63x25-12V= 3600 r.p.m./0,82Nm.
 Motor GR 63x25-24V= 3600 r.p.m./1,08Nm.
 Motor GR 63x55-12V= 3500 r.p.m./2,02Nm.
 Motor GR 63x55-24V= 3650 r.p.m./2,11Nm.
 Motor GR 63Sx55-24V= 3700 r.p.m./3,40Nm.

WARNING: The load might reduce final speed up to 40%.

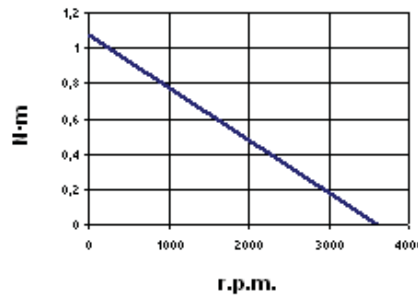
Ex Exceeds maximal admissible torque

CURVES

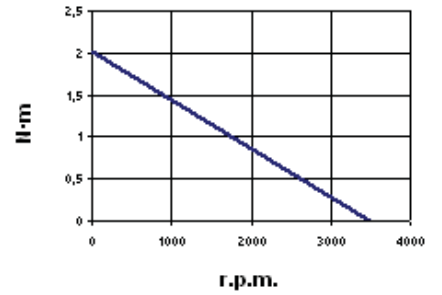
GR 63 X 25 12V



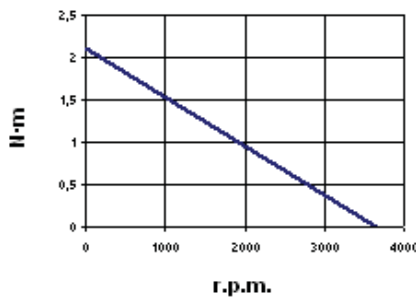
GR63 X 25 24



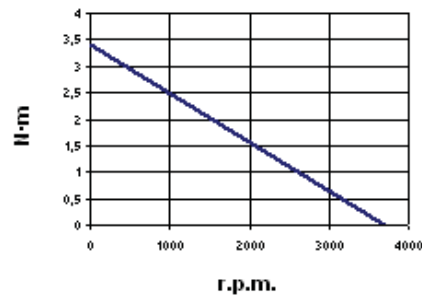
GR63 X 55 12V



GR63 X 55 24V



GR 63S X 55 24V



GEARBOX TIPS:

Noise: noise level depends on load symmetry, location (avoid acoustic resonance), and rotation speed; the lower the speed on the input shaft (motor), the lower the noise.