

KT80

TECHNICAL CHARACTERISTICS

High endurance gearbox for heavy duty continuous workload in any position, at room temperature from -15 to 50°C, with torque load up to 8 Nm, steady load.

- **Box.** Made of die-cast Zamak with a tubular aluminium cover. Several options for frontal mounting.
- **Gear set.** Hobbed spur gear set with steel pinions and gear wheels, with case superficial heat anti-friction treatment. The intermediate gears turn on rectified hardened steel shafts, which are fixed to the box.
- **Output shaft.** Ø10 mm steel shaft, 30 mm usable length, with a flat. Incorporates and turns on ball bearings.
- **Output shaft load:**
 - Axial direction, pull or push 500 N ≈ 50 Kg.
 - Radial direction, at 10 mm from box 350 N ≈ 35 Kg.
- **Lubrication.** Lithium grade 2 grease.
- **Weight.** With maximal number of stages: 1.41 Kg.

MOTOR COUPLING:


- **Direct C.:** Dunker GR42 type, 12 or 24V.

■ OPTIONAL:

- Ø8 shaft.
- Speed regulation with electronic controller.

Avoid impacts on the output shaft when assembling or disassembling parts on it, this could damage the gearbox.

Your special requests are welcome.

			DC MOTORS MODEL: Dunker GR42											
			GR42x25 12V			GR42x25 24V			GR42x40 12V			GR42x40 24V		
Reduction ratio $i = X:1$	Stages	Torque factor	No load speed n_0 (r.p.m.)	Nominal Speed n_N (r.p.m.)	Nominal Torque (N.m)	No load speed n_0 (r.p.m.)	Nominal Speed n_N (r.p.m.)	Nominal Torque (N.m)	No load speed n_0 (r.p.m.)	Nominal Speed n_N (r.p.m.)	Nominal Torque (N.m)	No load speed n_0 (r.p.m.)	Nominal Speed n_N (r.p.m.)	Nominal Torque (N.m)
4,43	2	3,59	981,94	778,78	0,14	948,08	767,49	0,14	1027,09	846,50	0,20	857,79	699,77	0,22
6,68	2	5,41	651,20	516,47	0,21	628,74	508,98	0,21	681,14	561,38	0,30	568,86	464,07	0,33
10,65	3	7,76	408,45	323,94	0,31	394,37	319,25	0,30	427,23	352,11	0,44	356,81	291,08	0,47
14,78	3	10,77	294,32	233,42	0,42	284,17	230,04	0,41	307,85	253,72	0,60	257,10	209,74	0,65
28,63	3	20,87	151,94	120,50	0,82	146,70	118,76	0,80	158,92	130,98	1,17	132,73	108,28	1,27
39,71	3	28,95	109,54	86,88	1,14	105,77	85,62	1,10	114,58	94,43	1,62	95,69	78,07	1,76
46,45	4	30,48	93,65	74,27	1,20	90,42	73,20	1,16	97,95	80,73	1,71	81,81	66,74	1,85
60,26	4	39,54	72,19	57,25	1,55	69,70	56,42	1,51	75,51	62,23	2,22	63,06	51,44	2,40
89,98	4	59,04	48,34	38,34	2,32	46,68	37,79	2,25	50,57	41,68	3,31	42,23	34,45	3,59
124,81	4	81,89	34,85	27,64	3,22	33,65	27,24	3,12	36,46	30,05	4,59	30,45	24,84	4,98

NO LOAD SPEED/NOMINAL TORQUE

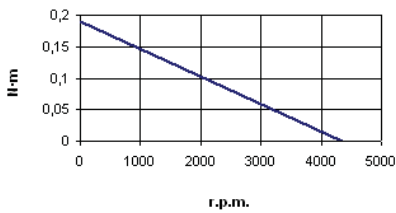
Motor GR 42x25-12V= 4350 r.p.m./0,19Nm.
 Motor GR 42x25-24V= 4200 r.p.m./0,2Nm.
 Motor GR 42x40-12V= 4550 r.p.m./0,319Nm.
 Motor GR 42x40-24V= 3800 r.p.m./0,33Nm.

WARNING: The load might reduce final speed up to 40%.

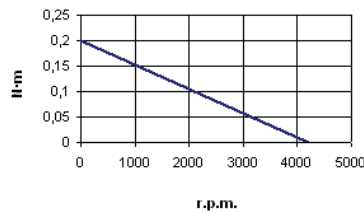
Ex Exceeds maximal admissible torque

CURVES

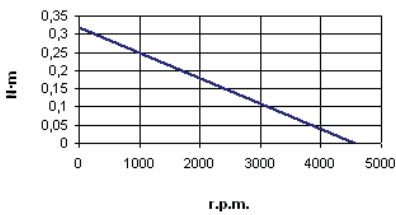
GR42x25 12V



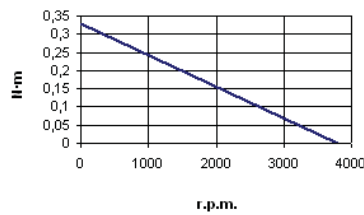
GR42x25 24V



GR42x40 12V



GR42x40 24V



GEARBOX TIPS:

Noise: noise level depends on load symmetry, location (avoid acoustic resonance), and rotation speed; the lower the speed on the input shaft (motor), the lower the noise.